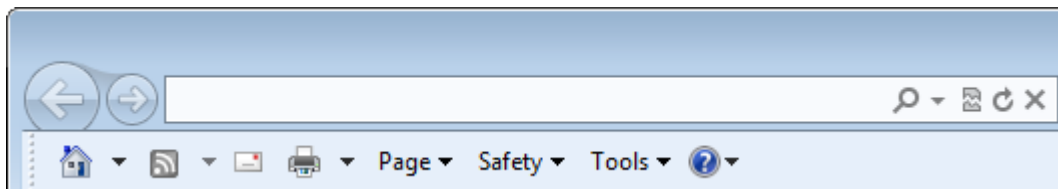


It's easy to find, check out, and access eBooks with Follett Shelf. You can even save notes, highlights, and bookmarks that you can access after you return the eBook.

Log In

Enter your Follett Shelf URL in your browser's search field.



Enter your Follett Shelf username and password, and click **Log In**.

Username:

Password:

Log In @ "Follett School McHenry #1"

Follett Shelf

Username

Password

☐ Stay logged in
Check this option if you are on a private/secure device

Log In

Search



Enter your search term(s), and press **Enter** or **Return**.

Use the filters to narrow your search.

Narrow by:

Availability

Author

Subject

Genre

Lexile



Interest Level

Reading Level

Search filters

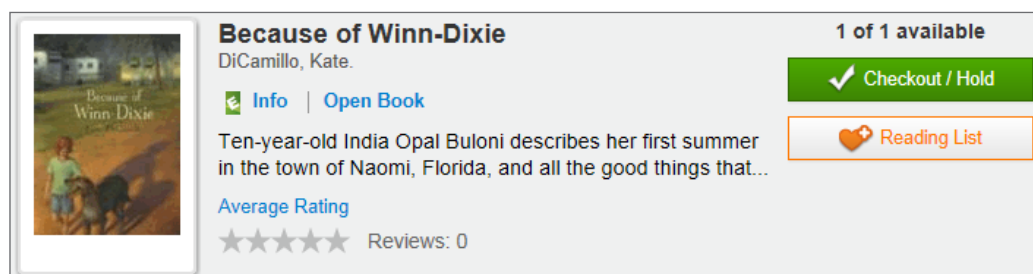
You can see the search results in Cover view or List view.

[Cover](#) [List](#) [Most Recent](#) | [A-Z](#) | [Z-A](#)


In Cover view, click  to get more information about an eBook or hover over it and click the  **Info** link. Click the cover or **Open Book** to open it, if there are copies available.



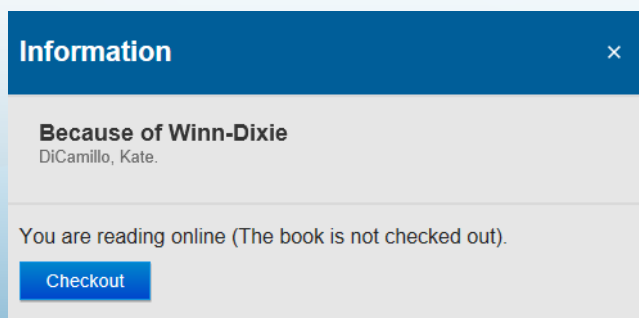
Cover view





List view

In List view, click the  **Info** link to get more information about an eBook. Or, click the cover or **Open Book** to open it, if there are copies available.

Check Out

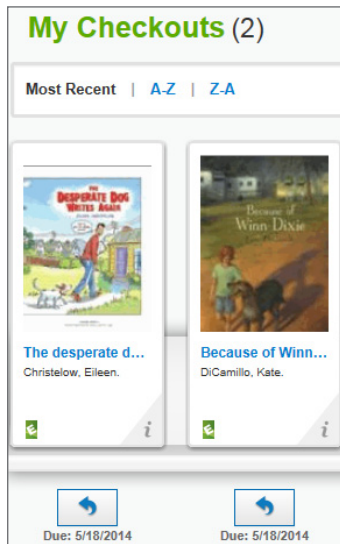



There are two ways to check out eBooks:

- From the search results (in List view only): Click  **Checkout / Hold** next to the title.
- From an open eBook: Click **Checkout** from the Information side-bar. To open the Information side-bar, click .

If there are no available copies of a title and your school lets you place holds, clicking the **Checkout/Hold** button gives you the option to place a hold.

Read and Take Notes

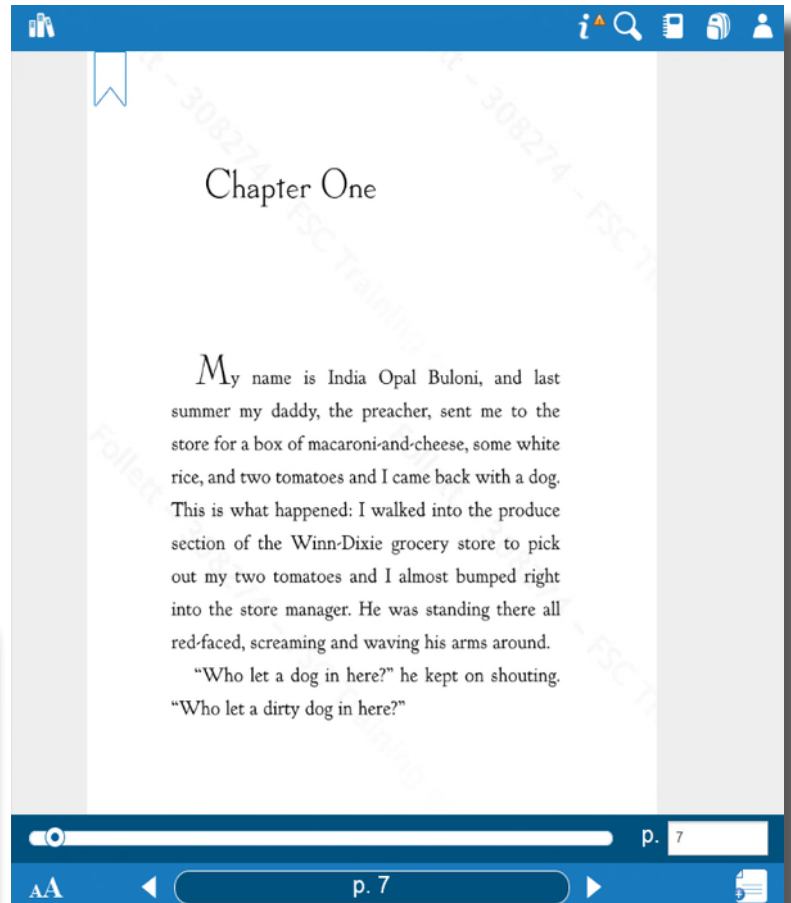


Click  to access My Checkouts.

Click a cover to open that eBook.

Then click anywhere on a page to hide/show the toolbars. Use the forward or back arrows to turn the pages.

You can access display options, page notes, and bookmarks from the toolbars.



into the store manager. He was standing there all red-faced, screaming and waving his arms around.

"Who let a dog in here?" he kept on shouting.

"Who let a dirty dog in here?"



Highlighter

Add Note

Dictionary

Click on a word or click and drag on a passage to access the highlighter, highlight note, and dictionary features.

Access highlights, notes, and bookmarks even after you return the eBook by going to your Notebook.

Return



Follett **Shelf**™




Bookbag




Notebook



Digital Resource Links

To return an eBook, click  to access My Checkouts.

Click  below the item you want to return.

My Checkouts (2)

Most Recent | [A-Z](#) | [Z-A](#)



The desperate d...
Christelow, Eileen.



Due: 5/18/2014



Because of Winn...
DiCamillo, Kate.



Due: 5/18/2014

Read from Your Mobile Device

The BryteWave™ K-12 Edition app is available for iOS devices and Android devices with access to Google Play and is coming soon for Nook HD, Nook HD+, Kindle Fire HD, and Mac/Windows laptops!

